



BUILDING SAFETY DIVISION

DEPARTMENTAL CORRESPONDENCE

TO: Don Marr, Chief of Staff
Paul Becker, Finance Director

FROM: Matthew Cabe, Building Safety Director *MC*

THRU: Garner Stoll, Development Services Director *GS*

DATE: October 1, 2018

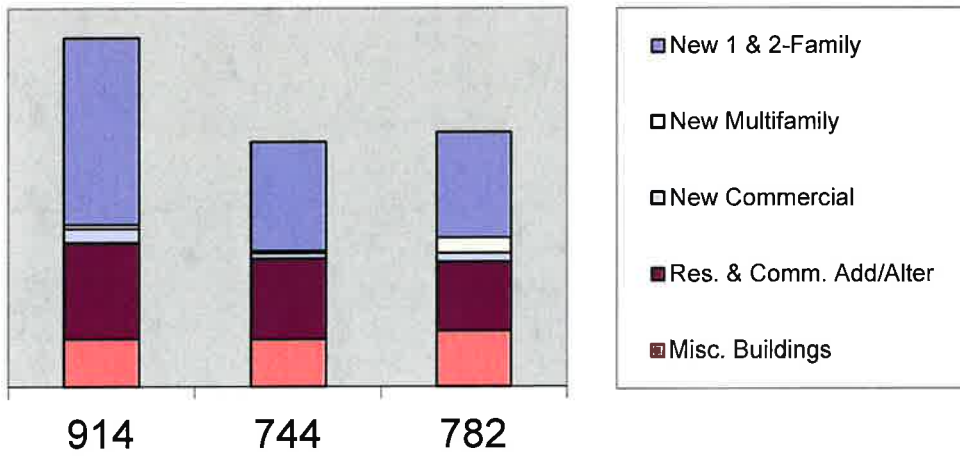
RE: Building Safety Division Report for 3rd Quarter 2018

Permit Activity 3rd Quarter 2018

	3rd Q 2018	2018 YTD	2017 YTD	2016 YTD
New 1 & 2-Family	117	567	332	319
1 & 2-Family Dwelling Units	120	606	348	332
New Multifamily	7	12	6	47
Multifamily Dwelling Units	163	411	81	973
New Commercial	12	43	18	27
Res. & Comm. Add/Alter	104	292	244	209
Misc. Buildings	52	145	144	170
Total Building Permits	240	914	744	782
Total All Permits	1,588	4,811	3886	3692
Inspections	1,938	18,607	21,391	20,794
Floor Area (Square Feet)	533,984	2,679,251	1,365,054	2,392,663
Valuation	\$75,352,739	\$357,787,294	\$197,517,410	\$268,523,001
Fees Collected	\$359,835	\$1,509,488	\$904,800	\$1,242,225

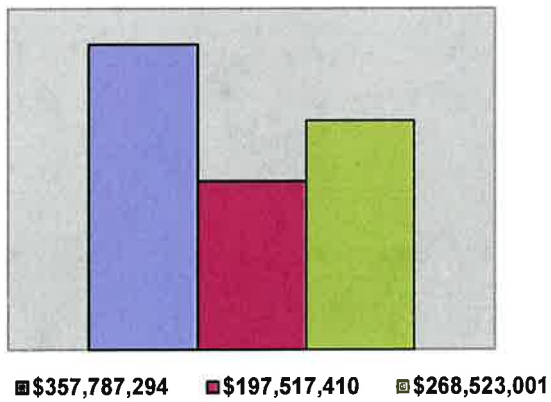
Building Permits Issued YTD

2018 2017 2016



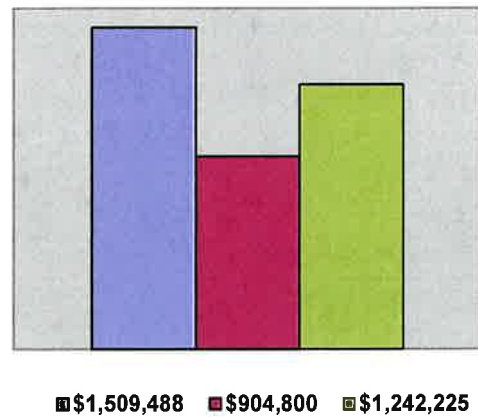
Building Valuations YTD

2018 2017 2016



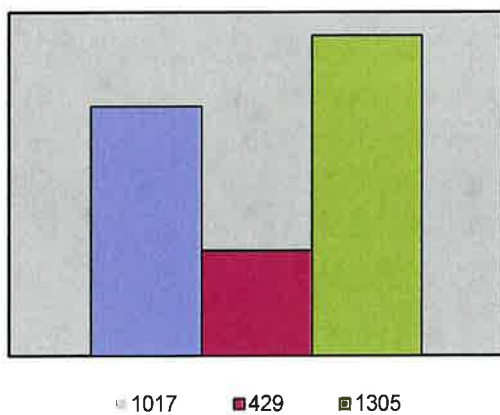
Fees Collected YTD

2018 2017 2016



All Dwelling Units YTD

2018 2017 2016



Total Permits YTD

2018 2017 2016

